




CAPE DORY YACHTS...a standard of value.

Full keel yachts with tasteful use of teak and Cape Dory designed bronze hardware. Solid sailboats; solid investments.

Andrew C. Vavolotis
President, Cape Dory Yachts, Inc., and
Carl Alberg
Naval architect and designer
at the 1981 Newport International Sailboat Show



CAPE DORY YACHTS



Dear Fellow Sailor:

When I built my first boat, my goal was to build a boat that sailed well, looked good and met my high personal standards of quality. That was over 18 years ago. What was then a one-man workshop is now a modern, highly efficient boatbuilding facility in East Taunton, Mass. It is here that we produce our *full keel* boats for sailors all over the world.

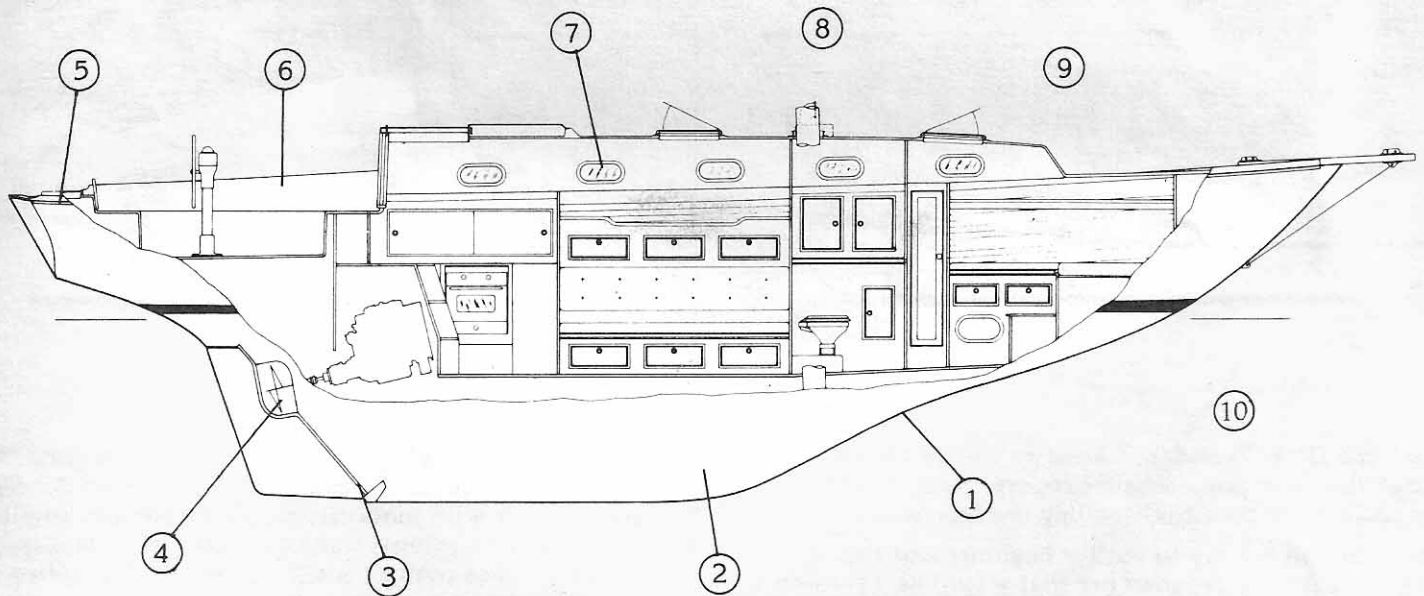
My ideal has not changed in all these years. The basic "quality control" principles upon which I originally founded Cape Dory Yachts are still rigidly adhered to today. Every step in production is carefully controlled and engineered; all work is closely inspected. Each yacht is a credit to her owner and her builder. Every Cape

Dory yacht is built with careful attention to detail to provide years of satisfaction and pleasure for the most demanding sailor.

There is another man behind the success of Cape Dory. Our association with naval architect Carl Alberg has been a long and mutually satisfying one. Carl's *full keel* with attached rudder designs have withstood the tests of sea and time. The Carl Alberg/Cape Dory team have succeeded in creating safe, comfortable vessels, without compromising quality or sailing performance. The graceful lines of a Cape Dory yacht are timeless--they will be as contemporary in another decade as they are now. I am truly proud of our boats, and the reputation for quality and design that our dedicated people have earned for Cape Dory from the very beginning. Join the Cape Dory fleet and sail with pride. Cape Dory...a standard of value.

Sincerely,

Andrew C. Vavolotis
President, Cape Dory Yachts, Inc.



Cape Dory Yachts...a standard of value

Quality engineered features that make Cape Dorys safe, stable, seaworthy yachts.

1. Full keel design---a very strong hull with an attached rudder. A moderate draft sailboat that has a comfortable motion and is easy to steer.
2. Internal ballast---Molded in to shape of hull and then totally secured within the hull by a fiberglass layup.
3. Rudder attached to keel---a sea tested design that keeps the rudder where it belongs...attached to the keel and protected from underwater obstacles.

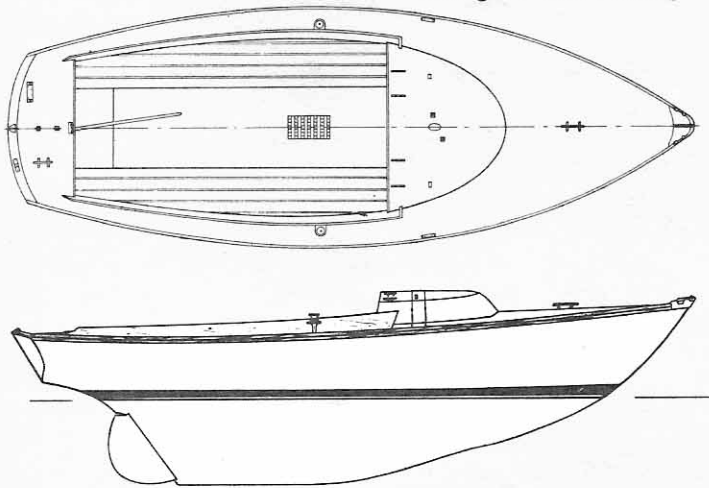
4. Propeller in protective aperture---and protected from most underwater hazards. With a full keel, the propeller can be mounted well below the waterline, thus affording greater drive in a seaway.
5. Teak toerail---for firm footing, while adding beauty not found in metal rails. The teak rubrail is mounted outside the toerail, further protecting the hull when lying alongside another boat or dock.
6. Teak cockpit coamings---hand rails and cabin trim. Every Cape Dory is accented with weather-resistant teak, a wood that is not only practical, but handsome.
7. Bronze opening ports---they are not only handsome but sea tested and provide light and ventilation.

8. Medium-aspect rig---the sailplan of every Cape Dory is balanced for easy handling, power in light winds, and is easily shortened in heavy weather.
9. Extra-strong rigging---chainplates, stainless steel rigging, and sturdy spars, every Cape Dory is rigged more heavily than it "has to be" to give added strength to the boat's primary source of power.
10. A standard of value---we recognize that beauty remains a rather subjective matter. Cape Dory's yachts are not subject to faddish designs or changes...they are always in style for lasting pride and value.



CAPE DORY TYPHOON Daysailer

L.O.A 18' 6"
L.W.L. 13' 6"
Beam 6' 3½"
Draft 2' 7"
Displacement 1900 lbs.
Ballast 900 lbs.
Sail Area 156 sq. ft.
Designer Carl Alberg



The Cape Dory Typhoon, "America's littlest yacht," is one of the most popular sailboats ever built. There are currently more than 2,000 sailing the blue waters.

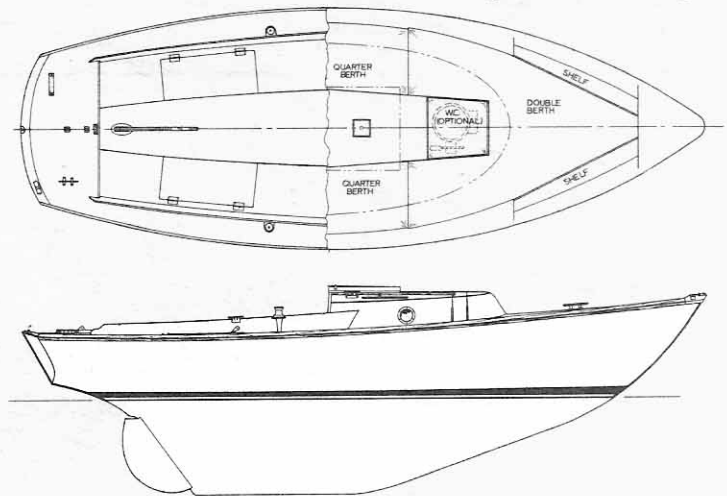
The Typhoon is a joy to sail for beginner and expert alike. Carl Alberg designed her that way. The Typhoon's "full keel", with 900 lbs. of molded-in ballast gives the Typhoon the feel of a larger boat, with a steadiness and stability not found in many larger designs.

The Daysailer features a deep, roomy cockpit with teak seats. You sit in her, not on her. There's ample dry storage space in a forepeak locker. The Typhoon Daysailer is the perfect boat for learning the fundamentals... she does what you want, smoothly and predictably. The Cape Dory Typhoon Daysailer, an honest uncomplicated craft to provide you with countless hours of sailing pleasure.




CAPE DORY TYPHOON Weekender

L.O.A 18' 6"
L.W.L. 13' 6"
Beam 6' 3½"
Draft 2' 7"
Displacement 2000 lbs.
Ballast 900 lbs.
Sail Area 160 sq. ft.
Designer Carl Alberg



The Cape Dory Typhoon Weekender has the same "full keel" as her popular sister, the Daysailer. Carl Alberg designed her with moderate displacement and ample ballast for exceptional stability under sail. Her huge, comfortable 6 foot cockpit is self-bailing. Roller reefing and internal halyards leading to the cockpit combine for easy handling whether sailing with a crew or single-handed. Below decks, the cuddy cabin contains forward V-berths, 2 quarter berths, and an area for an optional marine head and portable ice chest and stove, plus a surprising amount of storage space. She's a great boat for overnighting and weekend cruising.

The Cape Dory Typhoon Weekender's generous exterior teak coamings and trim radiate a warmth and beauty typical to all the Cape Dory yachts.

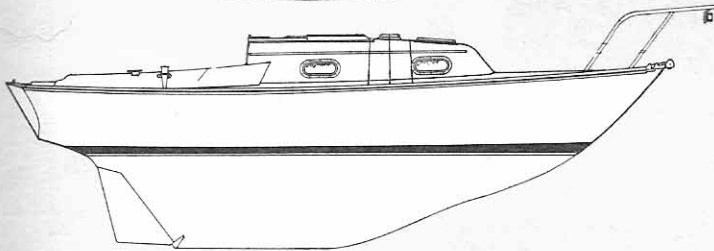
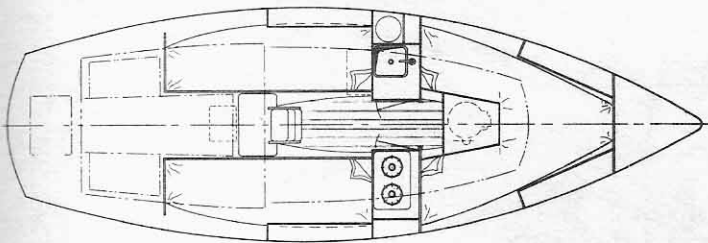


CAPE DORY YACHTS...a standard of value



CAPE DORY L.O.A 22' 4"
 L.W.L. 16' 3"
 Beam 7' 4"
 Draft 3' 0"
 Displacement 3200 lbs.
 Ballast 1400 lbs.
 Sail Area 240 sq. ft.
 Designer Carl Alberg

22
22D



The brand new, "full keel" design from Carl Alberg...the Cape Dory 22, a compact yacht with "big boat" features. Trailerable and easily handled, the sloop-rigged Cape Dory 22 goes anywhere, from a lazy afternoon sail on an inland lake to overnight coastal cruising.

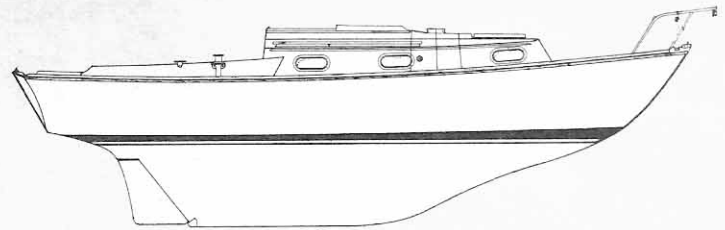
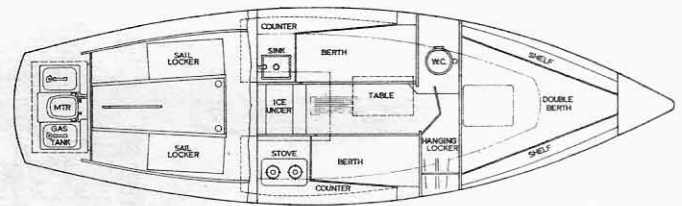
The Cape Dory 22 "full keel" design keeps her safe and stable on all points of sail. This beamy, high aspect sloop drives to windward with ease and speed.

Above decks, generous use of teak and exclusive Cape Dory designed bronze hardware mark the 22' as a true member of the Cape Dory family. The self-bailing cockpit with bridge deck is roomy and comfortable. Below decks, teak and teak trim accent the warm, spacious interior. Four opening bronze ports and a Lexan deck hatch provide light and ventilation. In the galley is a deep, stainless steel sink, generous storage space and room for an optional two-burner stove.



CAPE DORY L.O.A 24' 10"
 L.W.L. 18' 0"
 Beam 7' 3"
 Draft 3' 0"
 Displacement 4000 lbs.
 Ballast 1700 lbs.
 Sail Area 264 sq. ft.
 Designer Carl Alberg

25



In the Cape Dory 25, you can see the quality and attention to detail that makes the Cape Dory yachts stand out from the others. She is a sloop rigged, four berth cruiser with enclosed head, hanging storage, galley with sink, ice box and stove area. Electrical system includes cabin and navigation lights. The Cape Dory 25 is factory equipped with sails, winches, exclusive Cape Dory designed bronze hardware, including six bronze opening ports, and the full keel with attached rudder common to all Cape Dory yachts.

Her specially designed outboard well is located under the afterdeck. An optional motor and fuel tanks are hidden and protected under a locking lazarette hatch. The Cape Dory 25 has no competitors!

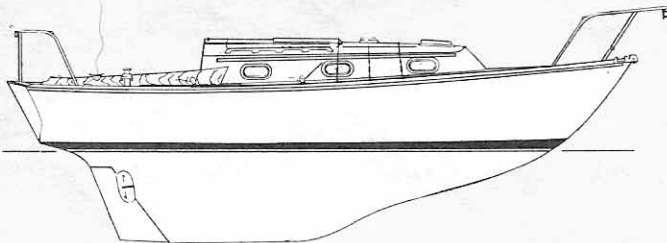
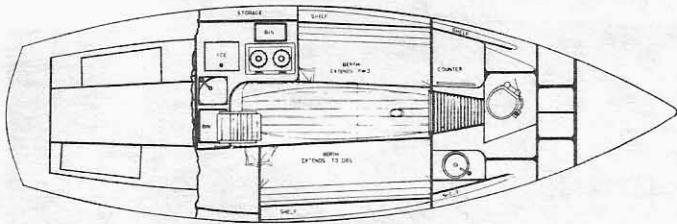
CAPE DORY YACHTS...a standard of value

New



CAPE DORY 25D

L.O.A 25' 0"
L.W.L. 19' 0"
Beam 8' 0"
Draft 3' 6"
Displacement 5,120 lbs.
Ballast 2,050 lbs.
Sail Area 304 sq. ft.
Designer Carl Alberg



For introduction into our 1982 models, Carl Alberg has designed this full keel 25 footer to look and handle like a much larger boat. The new Cape Dory 25D, with her tall mast, and large foretriangle, is a powerful windward performer. She's diesel-powered.

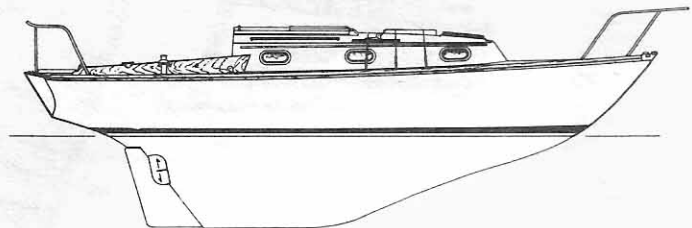
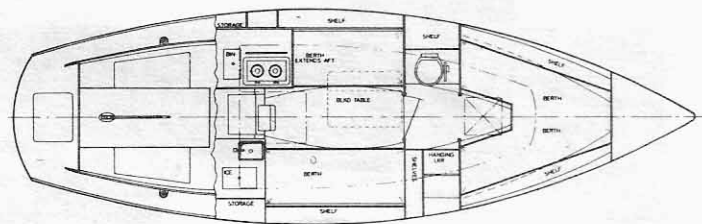
The main salon with 5'11" headroom, berths for four and L-shaped galley, is exceptionally spacious because the traditional forward V-berths have been eliminated. In their place is a larger head with vanity, wet and dry hanging lockers and a shower. This unique forepeak layout is perfect for the cruising couple or family.

Like all Cape Dory yachts, the Cape Dory 25D's warm, timeless elegance and painstaking craftsmanship are apparent throughout.



CAPE DORY 27

L.O.A 27' 1"
L.W.L. 20' 0"
Beam 8' 6"
Draft 4' 0"
Displacement 7500 lbs.
Ballast 3000 lbs.
Sail Area 365 sq. ft.
Designer Carl Alberg



The Cape Dory 27 is a diesel powered auxiliary sloop capable of sailing most anywhere. She is a rugged, Alberg-designed yacht, with surprising speed and predictable handling of a full keel design. The 27 is an uncomplicated yacht universally admired by knowledgeable sailors.

She's an ideal cruiser with standing headroom, a complete aft galley, and berths for four. Privacy is provided by two separate cabins. The bulk-head mounted table swings up and out of the way when not in use.

The Cape Dory 27 is a standout with generous use of teak trim above and below decks. Other hardwoods are also abundant below to provide a warm, comfortable atmosphere. Her teak and holly cabin sole and lightning ground system are standard. The Cape Dory 27-- what an exciting way to sail!

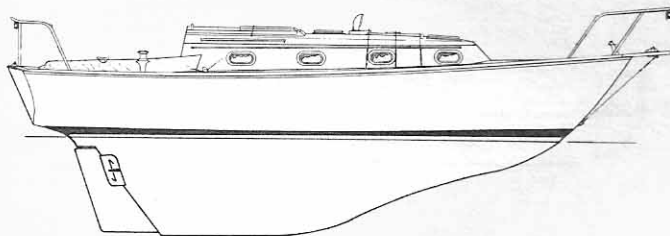
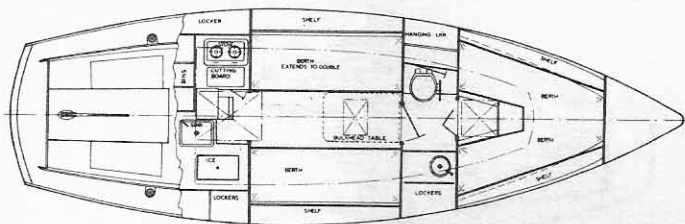


CAPE DORY YACHTS...a standard of value



CAPE DORY 28

L.O.A 28' 1 1/4"
L.W.L. 22' 2 1/2"
Beam 8' 10 1/2"
Draft 4' 0"
Displacement 9000 lbs.
Ballast 3500 lbs.
Sail Area 404 sq. ft.
Designer Carl Alberg

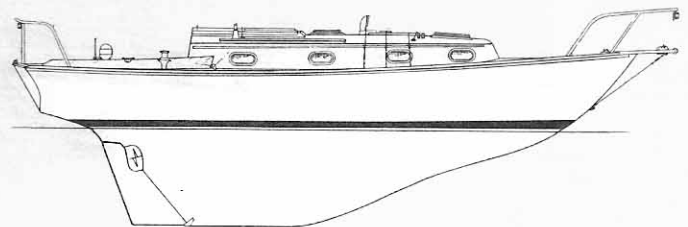
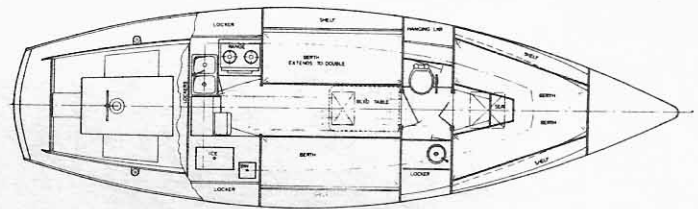


The Cape Dory 28 offers her skipper more practical cruising features combined in one design than other yachts of her size...features such as a self-tending club footed jib for effortless windward sailing...a bowsprit that incorporates an anchor roller...and a diesel auxiliary that adds safety and dependability. These features, when combined with the famous Carl Alberg full keel design and moderate, well-distributed sailplan, result in a yacht that is easily handled by a minimum of crew. Her hefty displacement of 9000 lbs., and her long keel with attached rudder allow the Cape Dory 28 to hold her course in a seaway. These features mean comfortable motion, stiffness and security to all aboard. Other standard equipment such as exclusive Cape Dory designed bronze hardware, reflect the determination of Cape Dory to supply a cruising boat of the highest standards. Take a close look at the Cape Dory 28. We think you'll agree she's the answer to a cruising family's dreams.



CAPE DORY 30

L.O.A 30' 2 1/2"
L.W.L. 22' 10"
Beam 9' 0"
Draft 4' 2"
Displacement 10,000 lbs.
Ballast 4000 lbs.
Sail Area 437 sq. ft.
Designer Carl Alberg



The Cape Dory 30 was designed by Carl Alberg to meet the needs of the serious cruiser. There are berths for five, including a double, in the two cabins. The head is accessible behind closed doors from either cabin, and there is ample locker and storage space throughout the cabin. The galley has been designed to include generous storage areas and efficient use of space. A gimballed stove with oven is standard, as is the large, fully-insulated, top-loading ice box.

Painstakingly crafted teak accents the warm, roomy interior. Ventilation and light are provided by eight bronze opening ports, and two smoked Lexan opening hatches. In addition to sails, other standard equipment includes diesel auxiliary, lifelines and pulpits and exclusive Cape Dory designed bronze hardware.

The Cape Dory 30 is exceptional; from top to bottom, you'll see evidence of the fine Cape Dory craftsmanship. Available in Cutter or Ketch Rig.

CAPE DORY YACHTS...a standard of value

The Traditional Half Hull...Free!

If you're about to commission a brand new Cape Dory, there is a free half hull waiting for you. Each model is handmade, with molded-in colors, mounted on heavy, oil-finished teak mounting plaque. There is also a brass plate upon which you can engrave your new yacht's name.

See your Cape Dory dealer for further information.

The Owner's Manual

A wealth of information and advice. The manual is also an excellent way

for prospective owners to learn more about the fine points of Cape Dory products.

Copies may be ordered through the sales department...a \$5.00 charge is made to cover publication and mailing costs.

Please send your order to Cape Dory Sales Department.


Cape Dory Owner's Association

The Cape Dory Owner's Association was formed as the company grew from its original beginning in 1963 to today's leading builder of fine "full keel" yachts. The earliest Cape

Dory owners would gather for regattas, races and picnics. Today, the Cape Dory Owner's Association is national in scope; activities are increasing rapidly in number. In addition to the many sailing events, the aim of the Owner's Association is to offer members special events, Association news, and product information.

Membership is open FREE to any Cape Dory owner. Non-Owners who are interested in the activities of the company are invited to receive a free copy of the newsletter.

If you are a Cape Dory Owner, please write us and we'll enroll you. If you are not an owner, please write us for the newsletter.



Gentlemen:

Please send me further information on the Cape Dory yachts which I have checked below;

Typhoon 22 22D 25 25D 27 28 30 33 36

Please send the Cape Dory Owner's Assn. Newsletter. Yes No My hull # _____, Model _____

Name _____

Street _____

City _____ State _____ Zip _____

Area Code _____ Telephone _____

For additional, more detailed information not contained in our brochure, ask for the Cape Dory Owner's Manual. Please include your check for \$5.00 payable to Cape Dory Owner's Association.

Send me an Owner's Manual.

General Yes
CD 33 36 Yes

Yes No

I have contacted a Cape Dory Dealer.

Note: All specifications and prices are subject to change without notice.



160 Middleboro Avenue
East Taunton, MA 02718
Telephone (617) 823-6776