


DESIGNED AND BUILT BY  
**CAPE DORY** CO., INC.

379 CRESCENT ST., W. BRIDGEWATER, MASS. 01379



**CAPE DORY**

**CAPE DORY 10'**  
**SAILING DORY SPECIFICATIONS**

L.O.A. .... 10' - 6"  
Beam ..... 49"  
Draft-board up ..... 5"  
Draft-board down ..... 24"  
Sail area ..... 68 sq. ft.  
Hull weight ..... 150 lbs.

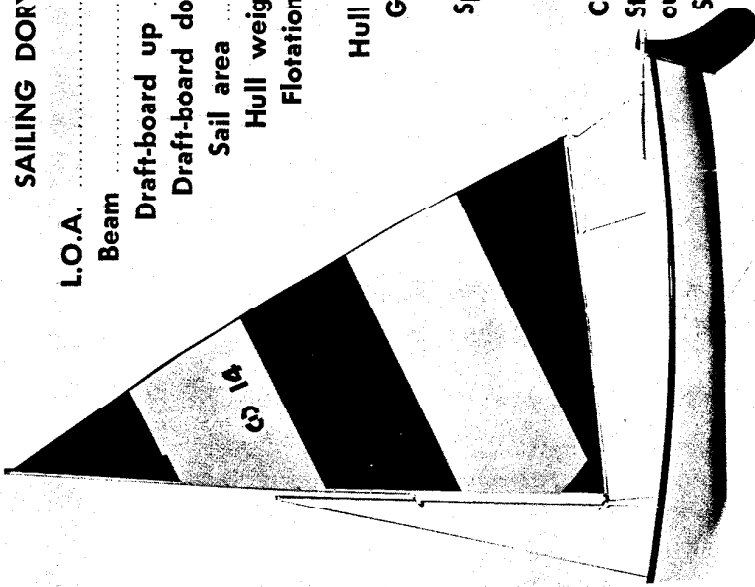
Flotation - Styrofoam ..... 300 lbs.  
Hull material ..... Fiberglass  
Standard Hull Colors ..... White  
outside - light blue interior  
Gunwales and Seats  
Solid mahogany  
Spars ..... Anodized aluminum  
Hardware ..... Bronze,  
Stainless steel,  
Chrome plated brass  
Centerboard ..... Fiberglass  
Sail material ..... 4 oz.  
silicone treated nylon

(Dacron available as option)  
Sail colors ..... Red & White  
or Blue & White Stripe

**CAPE DORY 10' SAILING  
MODEL COMPLETE WITH  
SAIL**

F.O.B. West Bridgewater

(Add \$15.00 if dacron sail  
is desired) — White only



**CAPE DORY 14'**  
**SAILING DORY SPECIFICATIONS**

L.O.A. .... 14' - 6"  
Beam ..... 51"  
Draft-board up ..... 6"  
Draft-board down ..... 36"  
Sail area ..... 85 sq. ft.  
Hull weight ..... 200 lbs.


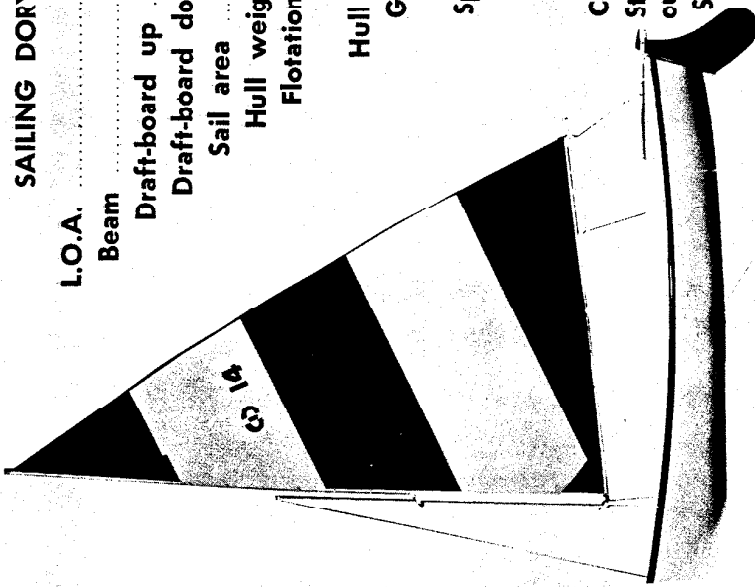
Flotation - Air chambers - Styrofoam ..... 600 lbs.  
Hull material ..... Fiberglass  
Gunwales and Seats  
Solid mahogany  
Spars ..... Anodized Aluminum  
Hardware ..... Bronze,  
Stainless steel,  
Chrome plated brass  
Centerboard 50 lb. Steel Plate  
Standard Hull Colors ..... White  
outside - light blue interior  
Sail Material ..... 4 oz.  
silicone treated nylon

(Dacron available as option)  
Sail Colors ..... Red & White  
or Blue & White Stripe

**CAPE DORY 14' SAILING  
MODEL COMPLETE WITH  
SAIL**

F.O.B. West Bridgewater

(Add \$20.00 if dacron sail  
is desired) — White only



**THE CAPE DORY 10'**

Gunwale Guard .....	\$35.00	Small Gear Locker — install under aft seat .....	10.00
Lifting Rings .....	7.00	<b>REPLACEMENT PARTS</b>	
Mooring Cover .....	45.00	68 sq. ft. Nylon Sail .....	\$65.00
Cover Installation Charge .....	Net 8.00	68 sq. ft. Dacron Sail .....	80.00
Trunk Cap Plug .....	10.00	Complete set of Spars .....	65.00
Outboard Motor Pad .....	7.50	Mast .....	20.00
7' Spoon oars — lightweight with leathers, copper tips and round bronze earlocks installed. (highly recommended) .....	pr. 32.00	Centerboard .....	20.00
		Rudder .....	14.00
		Tiller .....	12.00
		Rigging Kit — includes nylon sail clips, sheet and halyard lines .....	8.00

**THE CAPE DORY 14'**

Gunwale Guard .....	\$40.00	Small Gear Locker — install on side of mainseat or centerboard trunk .....	10.00
Lifting Rings .....	7.00	<b>REPLACEMENT PARTS</b>	
Mooring Cover .....	55.00	85 sq. ft. Nylon Sail .....	\$70.00
Cover Installation Charge .....	Net 10.00	85 sq. ft. Dacron Sail .....	90.00
Outboard Motor Pad .....	7.50	Complete set of Spars .....	70.00
7 1/2' Spoon oars — lightweight with leathers, copper tips and round bronze earlocks installed. (highly recommended) .....	pr. 34.00	Mast .....	22.00
		Centerboard .....	35.00
		Rudder .....	15.00
		Tiller Handle .....	13.00
		Rigging Kit .....	8.00



A fine inexpensive sailer for clubs and camp use



(FLEET RACING AT MYST)

**CLASSIC SAILING AND ROWING DINGHIES OF TRADITION**

**THE CAPE DORY 10' and 14'** were designed to meet the need for outstanding rowing and sailing dinghies. The sailing models with the modified gunter sail-rig have proven themselves very able and lively performers. The expert sailor as well as the novice will find them challenging, fast and well balanced. The Cape Dory 10' and 14' can be righted single-handed and have over (300 lbs. C.D. 10') and (600 lbs. C.D. 14') reserve flotation.

A fine inexpensive sailer for clubs and camp use. Ideal for frostbiting.

The Cape Dories are beautifully constructed —

A solid fiberglass hull (mat, roving and cloth laminate) for ultimate strength, seamless, leakproof and of minimum maintenance.

Solid mahogany gunwales and seats finished to a high natural lustre to give lasting beauty.

All hardware and fittings are marine bronze, stainless steel or chrome plated brass.

Safe nonskid interior.

**CLASS RACING** — A class organization has been set up thus providing added enjoyment and protecting the owners value in his Cape Dory. The Cape Dory 10' and 14' designed by Andrew C. Vavolotis, president of the Cape Dory Company, Inc., are built to strict One-Design specifications.



Safe nonskid interior



**ROWING** — A thoroughbred pulling boat — her grace and speed under oar will make her the pride of the fleet.

Pleasant exercise for adults and youngsters.

Can carry three or four adults easily.


As yacht tenders, they can be towed with little effort even by small cruising sailboats, or they can be taken aboard the larger cruisers.

Can be rowed from two seat positions by as many as four children or two adults. The Cape Dory 10' and 14' are excellent competitive rowboats for girls and boys summer camps.


Comes complete with two pair of bronze oarlock sockets and bronze towing ring.



**STATION WAGON** — Both the Cape Dory 10' and 14' can be transported in the rear of most standard station wagons and eliminates the need for a trailer when economy is desired.



**TOWING** — Both the Cape Dory 10' and 14' can be towed at displacement and planing speeds. As yacht tenders, they can be towed with little effort even by small cruising sailboats.



(HARF, MYSTIC, CONN.)



Ideal for frostbiting

### JAL DESIGNS COMBINED WITH MODERN MATERIALS

**FLEXIBLE MAST** — The unstayed flexible aluminum sail-rig has shown itself to have several important advantages for this type of boat.

1. The flexible mast permits flattening of the sail for strong winds and making the sail full again for light breezes or lulls, thus getting maximum efficiency from the sail.


2. The automatic bending which occurs during hard puffs acts as a shock absorber, soaking up the excess force of the wind without transmitting it all to the hull.

Thus the Cape Dory 10' and 14' are relatively easy to hold on their feet in a strong breeze.

3. The sail-rig being unstayed is extremely easy and quick to rig and unrig.

**THE CAPE DORY 14'** is equipped with an exclusive kick up rudder bracket for safety in shoal areas or beaching and also features a 50 lb. retractable centerboard to provide added stability and quick response.

**THE CAPE DORY 10'** features a removable and retractable fiberglass centerboard with a handle molded in and 5 lbs. of ballast in the lower end of the centerboard. It is also equipped with a locking rudder to prevent it becoming unshipped while sailing.



Equipped with an exclusive kick up rudder bracket for safety

#### SPECIFICATIONS

Cape Dory 10' Rowboat  
LOA. 10'-6"  
Beam — 49"  
Weight — 145  
Price — \$449.00


Cape Dory 14' Rowboat  
LOA. 14'-4"  
Beam — 51"  
Weight — 190  
Price — \$549.00

Specially designed lightweight spoon oars are available for both Cape Dories. Seven foot oars are recommended at both rowing positions of the Cape Dory 10'. Seven foot oars are recommended at the forward seat position and seven and one half foot oars at the midship seat position of the Cape Dory 14'.

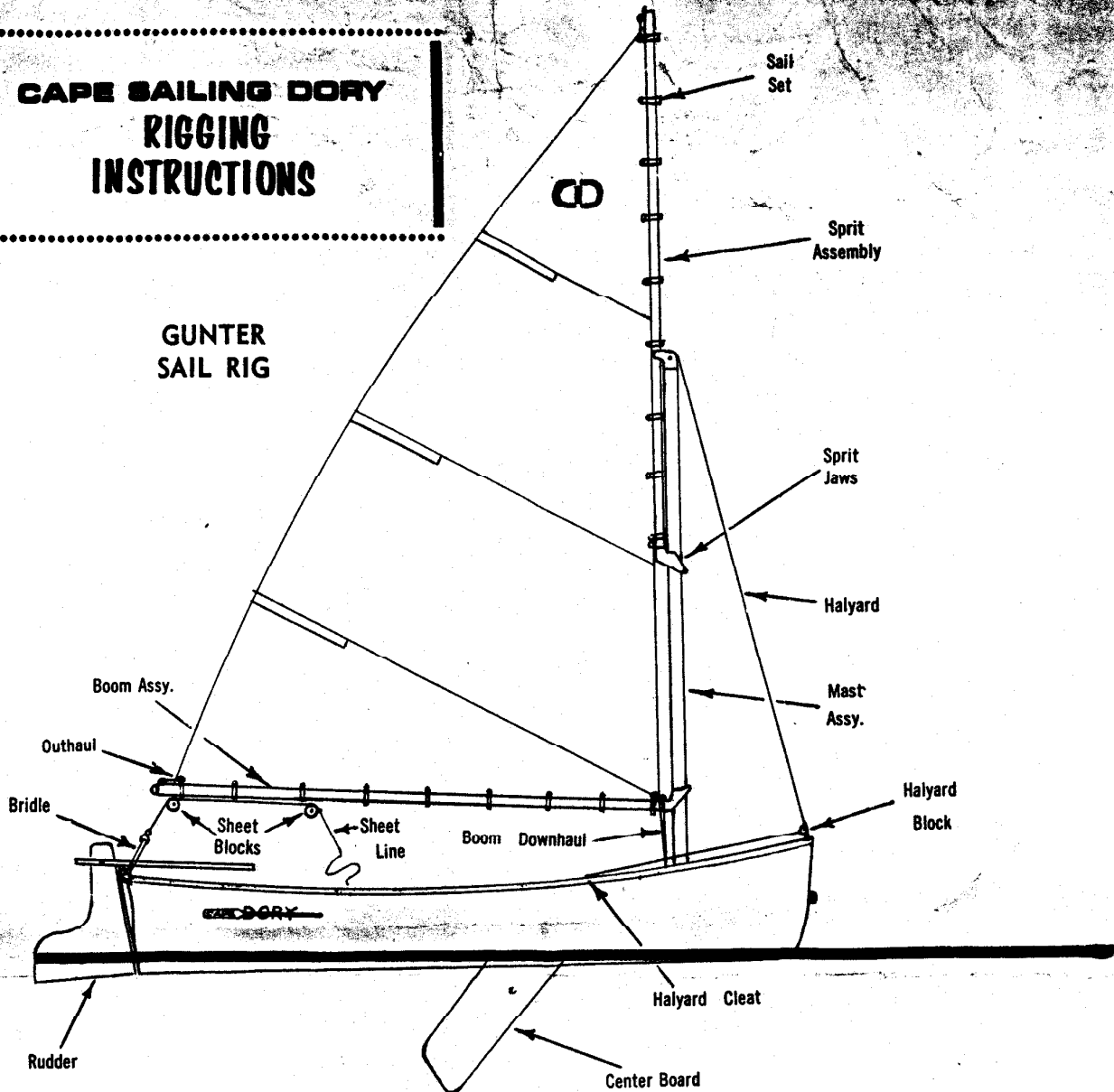


**OUTBOARD POWERED TENDER**— Both the Cape Dory 10' and 14' can be powered by small outboard motors. Up to 3 h.p. is recommended on both models. The load carrying ability is really exceptional and both dories show a good turn of speed when loaded.

**MOORING COVER** — Here is one of the finest investments for protecting the beauty of your dory and prolonging the need for maintenance. Each cover is custom fitted with much care and materials are the highest quality canvas a marine hardware.



# CAPE SAILING DORY RIGGING INSTRUCTIONS



## GUNTER SAIL RIG

### THE GUNTER SAIL IS RIGGED AS SHOWN IN THE DRAWING

1. Three short pieces of  $\frac{1}{8}$ " line are used to secure the corners of the sail to the sprit & boom assembly. A fourth piece of line is used to secure the sail to the lower end of the sprit assembly.
2. The sail sets (white nylon rings) are then attached to every sail grommet.
3. The halyard is bolted to the sprit in the hole provided.
4. The  $\frac{1}{4}$ " line with the snap spliced to it is the sheet line. Clip the snap to the bridle and pass the other end of the sheet line through the sheet blocks on the boom assembly.
5. Keep the halyard and boom down haul taut at all times when sail is up.

### SAFETY RULES WHEN SAILING

1. Do not sail boat in strong winds until you are thoroughly familiar with its abilities.
2. If you have not sailed before, wait for a light to moderate breeze before you go out for the first time.
3. Ask an experienced sailor for instructions if possible.
4. Remember if you get into trouble, let go of the sheet and tiller. Your Cape Dory will rapidly lose headway.
5. For best operation, keep sail up tight at all times.